

H4 SERIES

HMK 500 LC HD



HIDROMEK





New H4 Series

Innovation coming from experience

Being produced with developed hydraulic system design, HIDROMEK's new H4 Series excavators offer an outstanding performance by working faster, more productively and more efficiently. H4 Series excavators produce more work with less fuel; hence, they are more profitable for their users than ever.

H4
SERIES



| | |
|---|-------|
| Performance..... | 6-7 |
| Durability..... | 8-11 |
| Safety..... | 12-13 |
| Technology..... | 14-15 |
| Comfort..... | 16-17 |
| HIDROMEK Smartlink - Ease of Service..... | 18-19 |
| Technical Features | 20-25 |

The information and images, and equipment presented in this brochure are either standard or optional depending on the configuration. HIDROMEK has the right to modify the specifications and the designs of the model indicated in this brochure without prior notice.



Powerful. Strong. Balanced.

HMK 500 LC HD crawler excavator provides more durability, maximum performance, operator comfort and easy usage due to the strengthened heavy duty type construction in H4 Series and its developed technology. With its robust and balanced structure, it offers smooth and constant working for its user in severe field conditions.


More Sturdier

Owing to the improvements made in arm and boom structure, undercarriage and attachment groups by using more durable materials in H4 Series, HMK 500 LC HD has a more durable structure and offers high performance and long-life usage providing the strength and durability needed in marble quarries, mines and large construction sites.




For product video






More durable

Produced to have reinforced heavy duty construction considering maximum performance, long life and smooth operation in severe field conditions, HÍDROMEK excavators ensure more durability with the improvements made in the new H4 Series.





①

More durable anti-wearing plates (Hardox 450 HB)



②

Optimized bucket form



③

Reinforced arm supporting parts




④

Reinforced casting tip




⑤

Heavy duty arm



⑥

Reinforced boom structure



⑦

Reinforced boom cylinder cast bearing



⑧

Reinforced lowerframe and undercarriage components

Reinforced heavy duty construction

With their reinforced heavy duty construction produced at HİDROMEK's modern production facilities and going through sensitive quality-control processes, H4 Series excavators have excellent durability.

Bronze-Graphite Bushings



Bronze-graphite bushings used in boom-arm and boom-frame connection points increase the lubrication period, and greatly prevent the wear of the pins because of graphite, having a very high grease absorption and retention capability, embedded in the inner structure of the bushings.

⑤

④

①



HIDROMEK

500

Safe working environment

FOPS cabin

Having the standard of FOPS (Falling Object Protective Structure), H4 Series excavators provide maximum safety and durability.

Wide vision capacity

Designed with giving special importance to occupational safety, H4 Series ensure excellent vision by minimizing the blind spot on the side and rear cameras. Along with the increase in the number of led headlights, the night vision is significantly improved on H4 Series excavators; in addition, there are also red handles and warning labels providing maximum safety for the operator.

Audio warning systems

H4 Series excavators enable safer working environment with their automatic starting horn, swing warning system and travel warning system.

Flame holder system

Where sparks are dangerous, regeneration inhibit feature is activated from the cabin, so flame from the exhaust is prevented temporarily.





Shaped with technology

Electronic system of H4 Series excavators designed to protect the engine and hydraulic components to provide fuel saving and superior performance.

Automatic stop system

In the new series, automatic stop system through configurable idling and stopping times provides fuel saving by stopping the engine after the machine is on idle. Automatic stop system in H4 Series helps to decrease the operational costs to minimum, and contributes to saving the environment.

Safe fuel transfer pump

“Safe fuel transfer pump” added to H4 Series stops the pump automatically when the tank is full and this feature gets activated also when the pump does not transfer fuel for 30 seconds, and ensures that the pump stops automatically.

Power boost technology

In H4 Series, power boost technology gets activated automatically in the conditions when the machine needs extra power, and ensures that the machine has the proper performance for the work.

8” Touch control panel

8 inch touch control panel is positioned ergonomically at a point that the operator can easily reach it. Touch control panel having high quality hardware and a large screen easily enables to control the machine features and access to machine information.

The features of touch control panel:

- It offers multi-language option
- Music system is integrated into 8” touch control panel.
- It allows the operator to adjust the flow required for the attachment without leaving the cab and save this information for 20 different attachments.
- During travel, rear and side view cameras with improved image quality and activated automatically can be controlled.
- Information on the average and instant fuel consumption can be obtained.
- Information on status such as atmospheric pressure, turbo boost pressure, fuel pressure and hydraulic pump pressure can be obtained.
- User can acquire working hour information such as work, attachment and travel.
- Maintenance registries can be obtained, and the user is warned when the maintenance time approaches.
- Failure codes and registries can be obtained.
- Audio warning systems can be controlled.





OPERA, the guide of the field

H4 Series excavators are equipped with Opera (HIDROMEK Operator Interface) for the operator to use the machine easily, and feel comfortable and relaxed as he is in an office environment.

Functions to be controlled by means of Opera

- Engine RPM control
- Access to control panel menu
- Functions of lights, windshield wipers and rear view camera
- Music system control
- Auto stop control of the engine to ensure maximum fuel economy during low idle
- On H4 Series machines, the preheating system available to protect the engine and hydraulic systems can be controlled via Opera.

The aesthetic design of power

The seat ergonomic, heated, air suspended and having 35 degrees adjustable backrest angle is provided in H4 Series, and it enables the operator to work comfortably and without getting tired for long working hours.

H4 Series which has many features* such as proportional control pedals and joysticks, throttle control dial, operator touch screen, interior light, cup holder and heating-cooling box give more importance to user comfort.

HİDROMEK

* Other features for user comfort on H4 Series machines can be found on page 21.

Office comfort in construction equipment

Automatic air conditioning system

Air vents and air conditioning system which can automatically adjust itself according to the ambient heat located in the redesigned cabin provide the best cooling performance in its class by 30%.

Wide angle view

On the new series machines, the new two-piece windshield wiper system designed for creating more comfortable work environment provides a wide angle view which increases the work efficiency of the user.

Led headlights for night vision

Led headlights on new H4 Series machines improve the night vision, and enable the operator to work more safely and comfortably.

Dampers

By using 6 silicone dampers on H4 Series excavators, noise, shock and vibration are absorbed and prevented from being transmitted to the cabin under any working condition.



You have the control with HÍDROMEK **SmartLink**

Telematic system HÍDROMEK Smartlink allows the user to easily access to machine location and technical information via computer and mobile phone.

Follow the work time and location of your machine through HÍDROMEK Smartlink!

Through GPS tracking system, it is possible to track the location and the work time intervals of the machine.

Analyze your fuel consumption through HÍDROMEK Smartlink!

It is possible to analyze fuel consumption according to the working conditions of the machine and daily fuel parameters.

Check the works for which your machine has been used through HÍDROMEK Smartlink!

Through working mode information, it is possible to see the daily and total working hours of the machine for excavation and leveling and with crusher or with other optional attachments besides the power mode information and the speed ranges.

Follow your machine's maintenance through HÍDROMEK Smartlink!

Under the Alerts list, the machine's upcoming maintenance can be checked while the information of the nearest authorized service can be obtained, and it can be contacted.

Contact the nearest authorized service or regional service through HÍDROMEK Smartlink!

With the application, it is possible to obtain the information on Regional and Authorized Services of HÍDROMEK After Sales Services as well as the directions to them.

Have performance reports for the selected periods of time for your machines through HÍDROMEK Smartlink!

For any selected periods of time, it is possible to have a report on daily fuel consumption, average fuel consumption, power and working modes, daily work time intervals and locations.



To download Smartlink application





Easy maintenance and fast service for H4 Series through safe and easy access

H4 Series excavators, designed considering fast access to hydraulic and engine equipment, provide easy maintenance and service. Most of the maintenance can be easily carried out without getting on the machine, which shortens the service time and increases machine work time.

Automatic greasing system ensures that all parts of the machine can be lubricated from one single center.



ENGINE

| | |
|----------------------|--|
| Brand & Model | ISUZU-6UZ1X |
| Type | Water cooled, 4 cycles, 6 cylinders, inline, diesel engine with direct injection, turbocharger and intercooler |
| Power Gross | 362 HP (270 kW) @1900 rpm / SAE J1995 |
| Maximum Gross Torque | 1650 Nm @1300 rpm |
| Displacement | 9839 cc |
| Bore x Stroke | ø 120 mm x 145 mm |
| Emission Class | EU: Stage V |

HYDRAULIC SYSTEM

MAIN PUMP

| | |
|----------------|--|
| Type | 2 axial piston pumps with variable displacement and swashplate |
| Max. Flow Rate | 2 x 376 L/min |
| Pilot Pump | Gear type, 29 L/min |

WORKING PRESSURE

| | |
|-------------|-------------------------|
| Attachment | 330 kgf/cm ² |
| Power Boost | 355 kgf/cm ² |
| Travel | 330 kgf/cm ² |
| Swing | 330 kgf/cm ² |
| Pilot | 40 kgf/cm ² |

HYDRAULIC CYLINDERS

| | |
|--------|------------------------------|
| Boom | 2 x ø 170 x ø 115 x 1.650 mm |
| Arm | 1 x ø 190 x ø 130 x 1.870 mm |
| Bucket | 1 x ø 170 x ø 120 x 1.335 mm |

SWING SYSTEM

| | |
|-------------|--|
| Swing motor | Fixed swashplate piston motor integrated with super shock absorber valve |
| Reduction | 2 stage, planetary gear type |
| Swing Brake | Hydraulic disc type, pilot operated and automatically released |
| Swing Speed | 7,7 rpm |

LOWER FRAME

| | |
|----------------------|--|
| Construction | "X" type lower frame with pentagon shaped box type side frames |
| Shoe | Triple grouser |
| No. of Shoes | 2 x 50 pieces |
| No. of Lower Rollers | 2 x 9 pieces |
| No. of Upper Rollers | 2 x 2 pieces |
| Full Trackguard | Complete |
| Track Tensioner | Hydraulic type with spring cushioning |

ELECTRICAL SYSTEM

| | |
|---------------|-------------------|
| Voltage | 24 V |
| Battery | 2 x 12 V / 165 Ah |
| Alternator | 24 V / 50 A |
| Starter Motor | 24 V / 5,5 kW |

TRAVEL AND BRAKES

| | |
|------------------------------------|--|
| Travel | Fully hydrostatic |
| Travel Motor | Axial piston motor with 2 speed stages and swashplate |
| Reduction | 2 stage, planetary gear type |
| Travel Speed | High Speed 4,60 km/h Low Speed 2,80 km/h |
| Max. Traction | 35.880 kgf |
| Gradeability | 35° (%70) |
| Parking Brake | Hydraulic disc type, pilot operated and automatically released |
| Ground Pressure (With 600 mm Shoe) | 0,91 kgf/cm ² |

FILLING CAPACITIES

| | | | |
|------------------|-------|-----------------------|------|
| Fuel Tank | 655 L | Engine Cooling System | 65 L |
| Hydraulic Tank | 370 L | Engine Oil | 41 L |
| Hydraulic System | 615 L | Urea | 33 L |

OPERATING WEIGHT (kg)

| | |
|--------------|--------|
| HMK500 LC HD | 51.900 |
|--------------|--------|

EQUIPMENT

HMK 500 LC HD

| Engine | Standard | Optional |
|--|----------|----------|
| Water cooled diesel engine with turbocharger and intercooler | ● | |
| Engine pre-heat function | ● | |
| Automatic idling | ● | |
| One touch auto-idle system | ● | |
| Automatic stop function | ● | |
| Two-stage air filter | ● | |
| Air filter clogged indicator | ● | |
| Low engine pressure warning system | ● | |
| Overheat warning system | ● | |
| Adjustable power modes | ● | |
| High altitude working function | ● | |
| Electronical engine control | ● | |

| Hydraulic System | Standard | Optional |
|--|----------|----------|
| Boom and arm regeneration valve | ● | |
| Automatic power boost | ● | |
| Smooth boom feature | | 0 |
| Main hydraulic filter | ● | |
| Backup ports (valve) | ● | |
| Cylinder cushioning and contamination seals | ● | |
| Single-acting hydraulic line, breaker | | 0 |
| Double- acting hydraulic line, crusher | | 0 |
| Additional line | | 0 |
| Quick coupling line | | 0 |
| Attachment settings through instrument panel | | 0 |

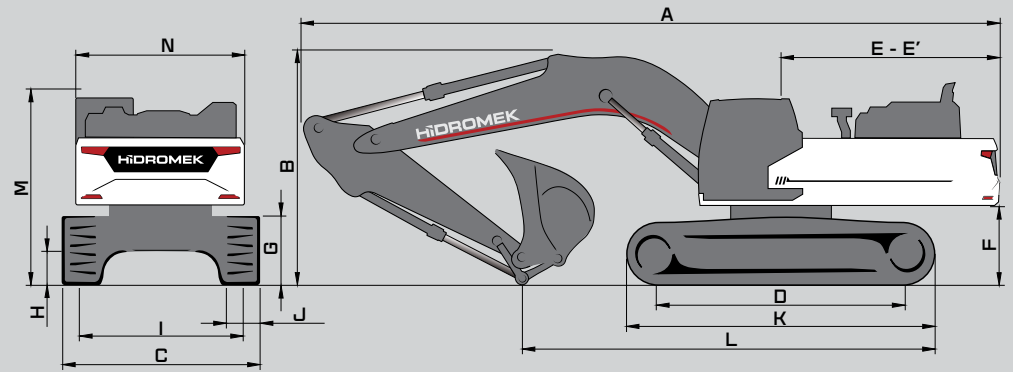
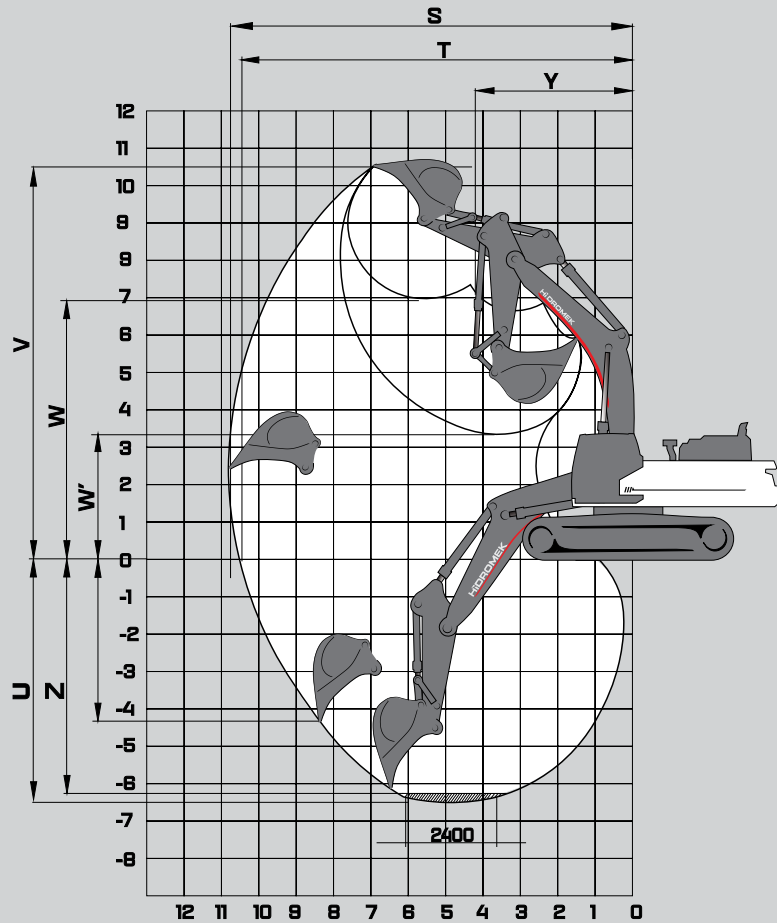
| OPERATOR'S CAB | Standard | Optional |
|---|----------|----------|
| Pressurized and sound isolated cabin | ● | |
| Air-conditioning | ● | |
| Air-suspension seat | ● | |
| Heated seat | | 0 |
| Operator touch screen | ● | |
| Opera control system | ● | |
| Throttle control dial | ● | |
| Automatic travel speed (low / high) | ● | |
| 3 different working modes | ● | |
| Sliding windscreen and removable lower windscreen | ● | |
| Openable left door window | ● | |
| Upper and lower windshield wiper | ● | |
| Joysticks and pedals | ● | |
| Travel pedals and control levers | ● | |
| Electric horn | ● | |
| Interior light | ● | |
| Cup-holder | ● | |
| Convenient storage | ● | |
| Convenient storage (for equipment) | ● | |
| Heating & Cooling box | ● | |
| Easy-cleaned floor | ● | |
| 12V power socket | ● | |
| Computer connection port | ● | |
| Radio / mp3 / usb / Aux | ● | |

| Lower Frame | Standard | Optional |
|--|----------|----------|
| Track width options 600 HD / 750 | | 0 |
| Lubricated and sealed track components | ● | |
| Dozer blade | | 0 |
| Mooring points for shipment | ● | |

| Safety | Standard | Optional |
|---|----------|----------|
| FOPS (Falling Object Protective Structure) | ● | |
| Rear view camera | ● | |
| Side view camera | | 0 |
| Right and left rear view mirrors | ● | |
| Working lamps | ● | |
| LED working lamps | | 0 |
| Rotating beacon | | 0 |
| Swing and travel alarm | | 0 |
| Emergency engine stop switch | ● | |
| Pilot operated and automatically released swing brake | ● | |
| Boom and arm cylinder safety valve | | 0 |
| Overload warning system | | 0 |
| Battery cut-off switch | ● | |
| Handrails by the steps and on the upper frame | ● | |
| Perforated metal non-slip plates | ● | |
| Safety locking device | ● | |
| Safety glass | ● | |
| Emergency hammer | ● | |
| Lockable fuel tank cover | ● | |
| Upper and lower guards for windshield | | 0 |
| Operator's cab ceiling guard | | 0 |

| Miscellaneous | Standard | Optional |
|---|----------|----------|
| Telematic system (HÍDROMEK Smartlink) | | 0 |
| GEO System | | 0 |
| Fuel transfer pump with automatic stop | ● | |
| Water sensor on fuel pre-filter | ● | |
| Bio oil B7 | ● | |
| Alternator - Battery | ● | |
| Battery Charge Indicator | ● | |
| Automatic lubrication system | | 0 |
| Working lamp guards | | 0 |
| Hydraulic breaker return line filter | | 0 |
| Double pump combination function | | 0 |
| Choosing single or double acting attachment on the instrument panel | | 0 |
| Choosing the control method for the optional attachment | | 0 |
| Boom cylinder piping guard | | 0 |
| Bucket cylinder rod guard | | 0 |
| Warning horn | ● | |
| Counterweights | | 0 |

● STANDARD 0 OPTIONAL



DIMENSIONS

| | | LC HD | | | |
|------------------------------------|--|--------|--------|--------|--------|
| | | *6,30 | 2,90 | 2,90 | 3,30 |
| BOOM (m) | | | | | |
| ARM (m) | | *2,60 | 2,90 | 2,90 | 3,30 |
| GENERAL DIMENSIONS (mm) | A) Overall Length | 11.840 | 11.850 | 12.450 | 12.440 |
| | B) Overall height (to top of boom) | 3.860 | 3.990 | 3.950 | 4.160 |
| | C) Overall Width | 3.500 | | | |
| | D) Distance between tumbler | 4.400 | | | |
| | E) Distance from center of swing to rear end | 3.985 | | | |
| | E') Tail swing radius | 4.005 | | | |
| | F) Counterweight Clearance | 1.385 | | | |
| | G) Track Height | 1.230 | | | |
| | H) Ground Clearance | 600 | | | |
| | I) Track Gauge | 2.900 | | | |
| | J) Shoe Width | 600 | | | |
| | K) Track Length | 5.500 | | | |
| | L) Length on ground (transport) | 6.910 | 6.740 | 7.500 | 7.310 |
| | M) Overall height of cab | 3.360 | | | |
| N) Overall width of upperstructure | 2.990 | | | | |
| WORKING RANGES (mm) | S) Maximum Digging Reach | 10.770 | 11.040 | 11.680 | 12.040 |
| | T) Maximum Digging Reach on Ground Level | 10.490 | 10.770 | 11.430 | 11.800 |
| | U) Maximum Digging Depth | 6.480 | 6.780 | 7.180 | 7.580 |
| | V) Maximum Digging Height | 10.510 | 10.630 | 11.340 | 11.530 |
| | W) Maximum Dumping Height | 6.940 | 7.060 | 7.710 | 7.880 |
| | W') Minimum Dumping Height | 3.330 | 3.040 | 3.590 | 3.190 |
| | X) Maximum Vertical Digging Depth | 4.470 | 4.740 | 5.280 | 5.740 |
| | Y) Minimum Swing Radius | 4.320 | 4.380 | 4.660 | 4.750 |
| | Z) Maximum Digging Depth (2440 mm level) | 6.300 | 6.610 | 7.020 | 7.430 |

* Standard

FORCES

| | | LC HD | | | |
|-----|------------------------------------|--------|--------|--------|--------|
| | BOOM (m) | *6,30 | | 6,90 | |
| | ARM (m) | *2,60 | 2,90 | 2,90 | 3,30 |
| SAE | Bucket Digging Force | 21.700 | | | |
| | Bucket Digging Force (Power Boost) | 23.700 | | | |
| | Arm Crowd Force | 23.600 | 22.100 | 22.100 | 20.500 |
| | Arm Crowd Force (Power Boost) | 25.700 | 24.200 | 24.200 | 22.400 |
| ISO | Bucket Digging Force | 26.500 | | | |
| | Bucket Digging Force (Power Boost) | 28.500 | | | |
| | Arm Crowd Force | 25.600 | 23.400 | 23.400 | 21.600 |
| | Arm Crowd Force (Power Boost) | 27.600 | 25.600 | 25.600 | 23.600 |

A- Material density less than 2.000 kg/m³
 B- Material density less than 1.800 kg/m³
 C- Material density less than 1.500 kg/m³
 D- Material density less than 1.200 kg/m³

* Standard

HEAVY DUTY

STANDARD BUCKET



| | |
|-----------------|---------------------|
| Width | 1980 mm |
| Capacity (SAE) | *3,2 m ³ |
| Weight | 3.080 kg |
| Number of Teeth | 5 |
| ARM | 6.3 BOOM 6.9 BOOM |
| | *2,60 m B D |
| | 2,90 m C D |

OPTIONAL BUCKET SELECTION SCHEME

General Purpose Bucket



Heavy Duty Type Bucket



| | | | | | | | |
|-----------------|---------------------|---------------------|---------------------|---------------------|---------------------|---------------------|---------------------|
| Width | 1900 mm | 1.800 mm | 1.800 mm | 1.800 mm | 1.800 mm | 1.950 mm | 1.900 mm |
| Capacity (SAE) | 3,0 m ³ | 2,70 m ³ | 2,70 m ³ | 2,70 m ³ | 2,70 m ³ | 3,0 m ³ | 3,0 m ³ |
| Weight | 2.810 kg | 2.700 kg | 2.720 kg | 2.780 kg | 2.780 kg | 2.850 kg | 2.950 kg |
| Number of Teeth | 5 | 5 | 4 | 5 | 5 | 4 | 5 |
| ARM | 6.3 BOOM 6.9 BOOM | 6.3 BOOM 6.9 BOOM | 6.3 BOOM 6.9 BOOM | 6.3 BOOM 6.9 BOOM | 6.3 BOOM 6.9 BOOM | 6.3 BOOM 6.9 BOOM | 6.3 BOOM 6.9 BOOM |
| | A B | A B | A B | A B | A B | B C | B C |
| | B C | A C | A C | A C | A C | B D | B D |

* Standard

ATTACHMENTS

QUICK COUPLER



ROCK TYPE BUCKET



RIPPER



CLEANING BUCKET



| LIFTING CAPACITY (kg) | | | | | | | | | | | | HMK500 LC HD | | | |
|-----------------------|-------------|---|------------|--------|----------------|--------|----------------------|--------|-------------|-------|-----|--------------|---------------|----------|------|
| | Boom: 6,3 m | | Arm: 2,6 m | | Without bucket | | STD, 600 mm, 3500 mm | | CW: 8600 kg | | | | 📏 : Front | 📏 : Side | |
| A, m | 1,5 | | 3,0 | | 4,5 | | 6,0 | | 7,5 | | 9,0 | | Maximum Reach | | |
| B, m | 📏 | 📏 | 📏 | 📏 | 📏 | 📏 | 📏 | 📏 | 📏 | 📏 | 📏 | 📏 | 📏 | 📏 | R, m |
| 9,0 | | | | | | | | | | | | | *13800 | *13800 | 5,54 |
| 7,5 | | | | | | | *13100 | *13100 | | | | | *13000 | *13000 | 7,00 |
| 6,0 | | | | | | | *14050 | *14050 | *12900 | 11500 | | | *12800 | 10550 | 7,90 |
| 4,5 | | | | | *20750 | *20750 | *15900 | 15650 | *13650 | 11150 | | | *12900 | 9250 | 8,44 |
| 3,0 | | | | | | | *17950 | 14800 | *14600 | 10750 | | | *13100 | 8650 | 8,69 |
| 1,5 | | | | | | | *19450 | 14150 | *15450 | 10400 | | | 13100 | 8500 | 8,66 |
| 0 (Ground) | | | | | *27000 | 21200 | *19950 | 13800 | *15700 | 10150 | | | 13650 | 8800 | 8,36 |
| -1,5 | | | *25350 | *25350 | *26350 | 21350 | *19250 | 13800 | *14950 | 10200 | | | *14250 | 9750 | 7,76 |
| -3,0 | | | *28450 | *28450 | *22100 | 21750 | *19600 | 14050 | | | | | *14400 | 11950 | 6,77 |

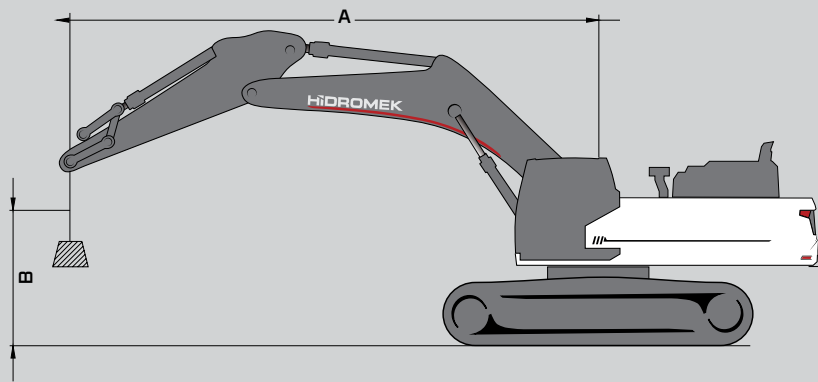
| LIFTING CAPACITY (kg) | | | | | | | | | | | | HMK500 LC HD | | | |
|-----------------------|-------------|---|------------|--------|----------------|--------|----------------------|--------|-------------|-------|-----|--------------|---------------|----------|------|
| | Boom: 6,3 m | | Arm: 2,9 m | | Without bucket | | STD, 600 mm, 3500 mm | | CW: 8600 kg | | | | 📏 : Front | 📏 : Side | |
| A, m | 1,5 | | 3,0 | | 4,5 | | 6,0 | | 7,5 | | 9,0 | | Maximum Reach | | |
| B, m | 📏 | 📏 | 📏 | 📏 | 📏 | 📏 | 📏 | 📏 | 📏 | 📏 | 📏 | 📏 | 📏 | 📏 | R, m |
| 9,0 | | | | | | | | | | | | | *12900 | *12900 | 5,96 |
| 7,5 | | | | | | | | | | | | | *12300 | 12200 | 7,33 |
| 6,0 | | | | | | | *13400 | *13400 | *12400 | 11600 | | | *12200 | 9950 | 8,20 |
| 4,5 | | | | | *19650 | *19650 | *15300 | *15300 | *13200 | 11200 | | | *12300 | 8800 | 8,72 |
| 3,0 | | | | | *24250 | 22700 | *17450 | 14900 | *14250 | 10750 | | | 12550 | 8250 | 8,95 |
| 1,5 | | | | | *26850 | 21500 | *19150 | 14200 | *15200 | 10350 | | | 12450 | 8100 | 8,93 |
| 0 (Ground) | | | | | *27100 | 21150 | *19850 | 13800 | *15600 | 10100 | | | 12950 | 8350 | 8,64 |
| -1,5 | | | *24300 | *24300 | *25800 | 21200 | *19450 | 13700 | *15150 | 10050 | | | *13750 | 9200 | 8,06 |
| -3,0 | | | *30500 | *30500 | *22950 | 21550 | *17500 | 13900 | | | | | *14050 | 11050 | 7,11 |
| -4,5 | | | | | *17350 | *17350 | | | | | | | *13600 | *13600 | 5,60 |

LIFTING CAPACITY (kg) HMK500 LC HD

| | Boom: 6,9 m | | Arm: 2,9 m | | Without bucket | | STD, 600 mm, 3500 mm | | CW: 8600 kg | | | | 📍 : Front | 📍 : Side | |
|------------|-------------|---|------------|--------|----------------|--------|----------------------|--------|-------------|--------|--------|------|---------------|----------|------|
| A, m | 1,5 | | 3,0 | | 4,5 | | 6,0 | | 7,5 | | 9,0 | | Maximum Reach | | |
| B, m | 📍 | 📍 | 📍 | 📍 | 📍 | 📍 | 📍 | 📍 | 📍 | 📍 | 📍 | 📍 | 📍 | 📍 | R, m |
| 9,0 | | | | | | | | | | | | | *11700 | *11700 | 6,90 |
| 7,5 | | | | | | | | | *11300 | *11300 | | | *11250 | 10200 | 8,11 |
| 6,0 | | | | | | | *13300 | *13300 | *11800 | 11400 | | | *11150 | 8550 | 8,90 |
| 4,5 | | | | | | | *15300 | 15300 | *12750 | 10950 | *11400 | 8200 | *11250 | 7650 | 9,38 |
| 3,0 | | | | | | | *17400 | 14300 | *13850 | 10400 | *11900 | 7950 | 11150 | 7200 | 9,60 |
| 1,5 | | | | | | | *18850 | 13550 | *14750 | 10000 | 12050 | 7750 | 11000 | 7050 | 9,58 |
| 0 (Ground) | | | | | | | *19350 | 13200 | *15150 | 9700 | 11900 | 7600 | 11350 | 7250 | 9,31 |
| -1,5 | | | | | *24600 | 20500 | *18850 | 13150 | *14850 | 9650 | | | *12200 | 7850 | 8,77 |
| -3,0 | | | *29750 | *29750 | *22050 | 20850 | *17250 | 13350 | *13450 | 9800 | | | *12350 | 9150 | 7,91 |
| -4,5 | | | | | *17750 | *17750 | *13750 | 13750 | | | | | *12050 | *12050 | 6,60 |

LIFTING CAPACITY (kg) HMK500 LC HD

| | Boom: 6,9 m | | Arm: 3,3 m | | Without bucket | | STD, 600 mm, 3500 mm | | CW: 8600 kg | | | | 📍 : Front | 📍 : Side | |
|------------|-------------|---|------------|--------|----------------|--------|----------------------|--------|-------------|--------|--------|------|---------------|----------|------|
| A, m | 1,5 | | 3,0 | | 4,5 | | 6,0 | | 7,5 | | 9,0 | | Maximum Reach | | |
| B, m | 📍 | 📍 | 📍 | 📍 | 📍 | 📍 | 📍 | 📍 | 📍 | 📍 | 📍 | 📍 | 📍 | 📍 | R, m |
| 9,0 | | | | | | | | | | | | | *10850 | *10850 | 7,40 |
| 7,5 | | | | | | | | | *10600 | *10600 | | | *10550 | 9400 | 8,54 |
| 6,0 | | | | | | | *12500 | *12500 | *11200 | *11200 | *10550 | 8450 | *10500 | 8000 | 9,29 |
| 4,5 | | | | | *19300 | *19300 | *14550 | *14550 | *12250 | 11000 | *10950 | 8250 | *10600 | 7200 | 9,75 |
| 3,0 | | | | | | | *16750 | 14400 | *13400 | 10450 | *11550 | 7950 | 10500 | 6750 | 9,96 |
| 1,5 | | | | | | | *18400 | 13600 | *14400 | 9950 | 12000 | 7650 | 10350 | 6650 | 9,94 |
| 0 (Ground) | | | | | *21850 | 20200 | *19150 | 13150 | *14950 | 9650 | 11800 | 7500 | 10650 | 6800 | 9,68 |
| -1,5 | | | *16350 | *16350 | *25150 | 20250 | *18950 | 13050 | *14900 | 9500 | 11750 | 7450 | 11450 | 7300 | 9,17 |
| -3,0 | | | *27600 | *27600 | *22950 | 20550 | *17700 | 13150 | *13850 | 9600 | | | *11900 | 8350 | 8,35 |
| -4,5 | | | *24750 | *24750 | *19150 | *19150 | *14850 | 13550 | | | | | *11800 | 10700 | 7,12 |



A Load Radius
 B Load Point Height
 C Lifting Capacity

1. The above loads are in compliance with SAE J1097 and ISO 10567 Hydraulic Excavator Lifting Capacity Standards
2. The load point is the center-line of the bucket pivot mounting pin on the arm
3. Lifting capacity cannot exceed 75% of tipping capacity or 87% of hydraulic capacity.
4. (*) indicates load limited by hydraulic capacity.

HIDROMEK®

HEAD OFFICE

Address: Ahi Evran OSB Mahallesi,
Osmanlı Caddesi, No:1, 06935
Sincan-ANKARA/TURKEY

Phone : +90 312 267 12 60

Fax : +90 312 267 12 39

E-mail: export@hidromek.com.tr

AFTER SALES SERVICE

Address: İstanbul Yolu 17. Km,
Şehit Osman Avcı Mahallesi,
No: 479, Etimesgut-ANKARA/TURKEY

Phone : +90 312 280 87 40

Fax : +90 312 280 87 48

HIDROMEK® WEST

HIDROMEK MAQUINARIA DE CONSTRUCCION ESPAÑA S.L.

Address: Avenida Del Progres 7 08840 –
Viladecans Barcelona/ SPAIN

Phone : +34 93 638 84 65

E-mail : info@hidromek.es

HIDROMEK® JAPAN

Address: 5-10, Hashimoto 6-chome,
Midori-Ku, Sagamihara,
Kanagawa, 252-0143 JAPAN

Phone : +81 42 703 0261

Fax : +81 42 703 0262

HIDROMEK® RUS

Address: 72, Zhivopisnaya str, Building A,
village Oktyabrskiy,
Krasnodar, 350032, RUSSIA

Phone : +7 861 290 3007

E-mail : info@hidromek.ru

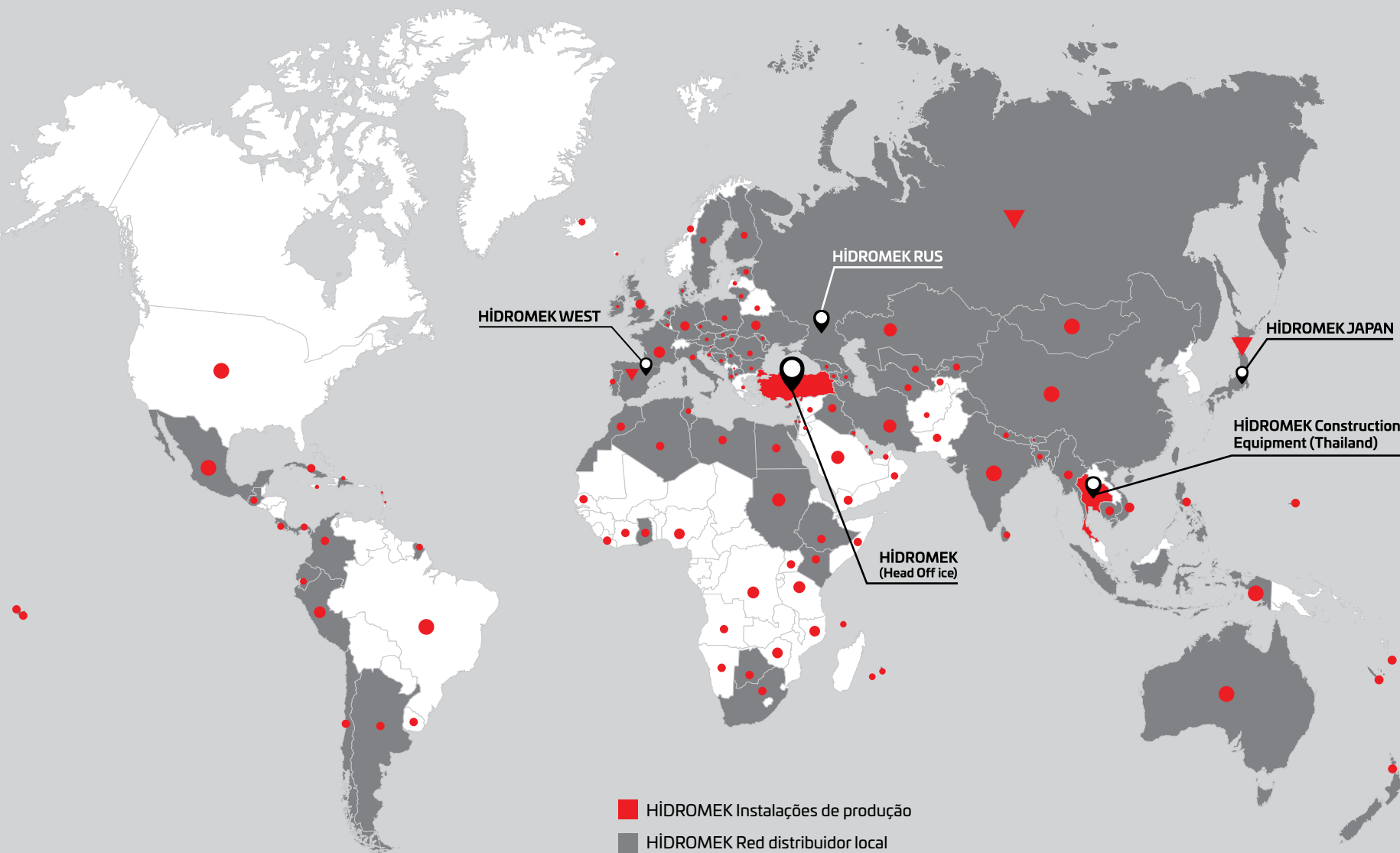
HIDROMEK® HCE

HIDROMEK Construction Equipment (Thailand) Ltd.

Address: Amata City Chonburi Industrial Estate Phase 7,
No. 700/669 Moo 1, T.Phanthong,
A.Phanthong, Chonburi 20160, TAYLAND

Phone : +66 38 447 349

Fax : +66 38 447 355



- HÍDROMEK Instalações de produção
- HÍDROMEK Red distribuidor local
- ▼ HÍDROMEK Puntos internacionales de vendas y posvenda
- Países com HÍDROMEK maquinas funcionando o trabalhando

HIDROMEK®

Together Stronger

www.hidromek.com

[f hidromek.tr](https://www.facebook.com/hidromek.tr) [t Hidromek](https://twitter.com/Hidromek) [i hidromekofficial](https://www.instagram.com/hidromekofficial) [y HidromekTv](https://www.youtube.com/HidromekTv) [in company/hidromek](https://www.linkedin.com/company/hidromek)

ENG - APRIL 2023 / 170423 - V

